

VELUX®

Skylights

Residential skylights





New installation

Remodel or new construction

Rooms filled with natural light and fresh air are invariably more beautiful, spacious and uplifting to your spirits. Daylight is the essential element that transforms conventional rooms into splendid spaces. VELUX skylights let you bring the best of the outdoors inside.



Skylight replacement

Three great reasons to replace skylights when you replace a roof

- 1. Save money** - The most convenient and affordable time to replace a skylight is during re-roofing.
- 2. Coinciding warranty** - You're getting a new roof with a warranty, why not replace your skylight and enjoy one there as well.
- 3. Improved energy efficiency** - Advanced Low-E3 coating that provides more daylight and better heat control.



Replace

Replace

Instant light shaft



New installations are now even easier with the **Instant Light Shaft** for cathedral ceilings (ZZZ 234).

- Works on all "box" type (not flared) light shafts with deck mounted skylights
- 16-in. standard depth (trim to actual depth on site)
- All other pieces are pre-cut to size for easy assembly



Energy efficiency


Most VELUX products are ENERGY STAR[®] qualified in all 50 states. Improve energy performance further with the addition of a blind.



Choosing the right glass

Recommended for out-of-reach applications

Clean, Quiet & Safe glass



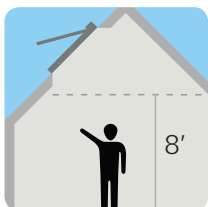
Clean

Features Neat® glass coating to keep your skylight cleaner longer, leaving skylights virtually spotless.



Quiet

Reduce unwanted outside noise by up to 25% less than a standard double pane glass, and up to 50% less than a plastic skylight.



Safe

VELUX recommends and building codes require laminated glass for out of reach applications.

10-year
hail breakage
warranty

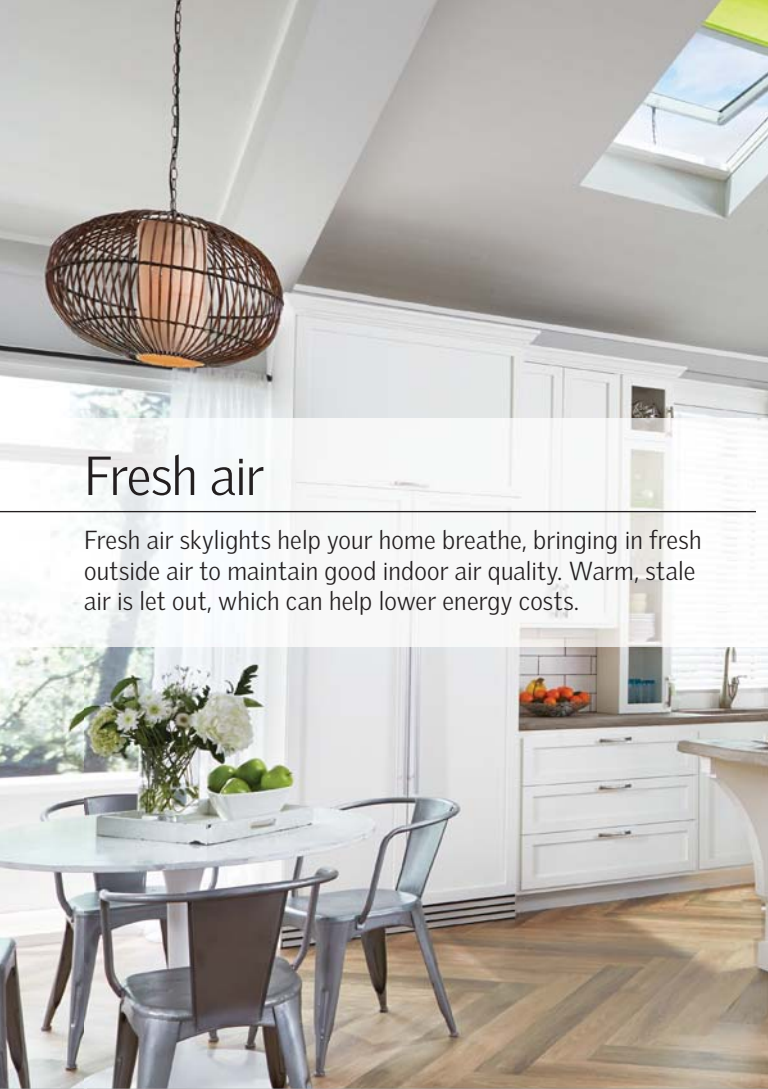
Clean, Quiet & Safe also available in impact, white laminated and snowload types of glass.

Recommended for in-reach applications

Tempered glass

Consists of a dual pane, triple-coated with LowE3, dual-sealed and injected with argon gas.





Fresh air

Fresh air skylights help your home breathe, bringing in fresh outside air to maintain good indoor air quality. Warm, stale air is let out, which can help lower energy costs.

Solar Powered "Fresh Air" Skylight

The ideal way to bring natural light and fresh air into your home, and the logical choice for any skylight installation. With no need for wiring, it's perfect for new installations or skylight replacement.

- Allows complete control with intelligent touch remote
- Available in deck and curb mounted applications

Eligible for a
30%
Federal tax credit

Receive an average of \$850* with federal tax credit eligibility.



No leak warranty

VELUX brand skylights are the world's most trusted brand of roof windows and skylights. Most of our skylights have the 10-year installation warranty.

This is achieved by our three layers of water protection.

- 1** The pre-attached skylight gasket provides a seal between the roof and the skylight.
- 2** Adhesive underlayment for secondary water protection against the harshest weather conditions.
- 3** Engineered flashing for easy installation and primary water protection.



The No Leak Skylight™

• No Leak Promise • No Worries

Installation methods



Deck mounted

- Skylight with insulated glass lens
- Built-in wood frame
- Mounts directly to the roof deck.
- Engineered flashings integrate with roofing material (sold separately)

VELUX flashing must be purchased in order to qualify for the 10-year installation warranty.



14°-85°

No leak skylight
10-year installation warranty



Curb mounted

- A durable metal frame
- Mounts directly to a site-built curb
- Engineered flashings are available for use with site-built curbs for a weather-tight installation (sold separately)

VELUX flashing must be purchased in order to qualify for the 10-year installation warranty.



0°-60°

No leak skylight
10-year installation warranty



Self-flashed

- Pre-attached pan flashing that mounts directly to the roof deck
- Requires roofing sealant for a weather-tight installation



14°-60°



VELUX SUN TUNNEL™

- Reflective tunnel
- One-piece flashing system
- Mounts to the roof deck



14°-60°

Skylight types



30%*
Federal tax
credit on
skylight

Deck mounted - Model VSS

Curb mounted - Model VCS

*For more information visit veluxusa.com/taxcredits

Solar powered fresh air skylights

- Features a solar panel to recharge a highly efficient battery powered operator and control system.
- Integrated rain sensor will close the skylight automatically, in case of inclement weather.
- VELUX INTEGRA® control pad included. Easy-to-use touch screen with descriptive icons.



Deck mounted - Model VSE

Curb mounted - Model VCE

Electric fresh air skylights

- Single hard wire connects into a standard junction box.
- Integrated rain sensor will close the skylight automatically, in case of inclement weather.
- VELUX INTEGRA® control pad included. Easy-to-use touch screen with descriptive icons.



Deck mounted - Model VS

Curb mounted - Model VCM

Manual fresh air skylights

- Opens and closes manually with VELUX control rods when out of reach (sold separately).
- Smooth-turning handle available for when the skylight is installed within reach.
- Factory-installed blinds available.



Deck mounted - Model FS, FSR

Curb mounted - Model FCM

Self-flashed - Model QPF


Fixed skylights

- Economical choice to transform dark spaces with natural light.
- Factory-installed blinds available.

Flashing systems

Our engineered flashing provides a weather-tight installation, and is required for the **No Leak warranty**.

Deck mounted flashing



Shingles/shakes - EDL

- Step flashing pieces interweave with roofing material for proper water drainage.
- Additional step pieces (ZZZ 200) are required for shakes and other thick roofing materials.

Tile roofing – EDW

- Patented sill flashing features pliable pleats that form to most types of tile.
- Side and head flashing pieces form a gutter to direct water away from the skylight.



Metal roofing – EDM

- Flashing pieces interlock with roofing material for a fast, weather-tight installation.
- Sill apron features pliable pleats that form to the roof.

Other flashing options available

- Copper cladding and flashing
- Combi applications
- Biepack flashing – Type ECB

Curb mounted flashing



Shingles/shakes - ECL

- Step flashing pieces interweave with roofing material for proper water drainage.
- Additional step pieces (ZZZ 200) are required for shakes and other thick roofing materials.

Tile roofing – ECW

- Patented sill flashing features pliable pleats that form to most types of tile.
- Side and head flashing pieces form a gutter to direct water away from the skylight.



Complete light control

VELUX blinds allow you to control the light, enhance your decor and improve energy efficiency.



Blinds



Room darkening - double pleated blinds



White



Beige



Green



Charcoal



Grey



Room darkening

Blackout cloth with honeycomb structure.



Energy efficient

Aluminum coating inside improves the insulation effect.



Sleek design

Neat pleats and no visible cords.



Light filtering - single pleated blinds



White



Classic sand



Cappuccino



Lovely latte



Misty brown



Light dimming

Softens incoming light.



Sleek design

Neat pleats.



Venetian blinds (Manual only)



White



Privacy and light control

Simply tilt the slats to adjust the angle and amount of light.



Moisture resistant and easy to clean

Low-maintenance and moisture-resistant

Factory-installed blinds

We now offer the option of ordering most fixed and "Fresh Air" skylights with blinds pre-installed. This reduces the time on the job, and simplifies the skylight installation.



SUN TUNNEL™ skylights

Why tubular skylights?

- VELUX SUN TUNNEL brings natural light into even the darkest and most isolated spaces through a specially designed tunnel from roof to ceiling.
- Rigid and Flexible tube available.



14-in - Model TLR

Rigid tube / Flat glass

- Low profile design creates a sleek appearance on any roofline.
- Perfect for developments where local ordinances do not allow acrylic dome tubular skylights.
- Available in 14-in rigid only.
- Prefabricated light tunnel makes it easy to install.



Rigid tube / Dome

- Pitched flashing (TMR); provides optimum angle for gathering light from all directions.
- Also available with low profile flashing (TGR, TSR) or curb mounted flashing (TCR).
- 99.99% silver reflective layer with a 20-year tunnel warranty.
- Super energy efficient models available.

10-in - Model TMR, TGR, TSR

14-in - Model TMR, TGR, TCR



Flexible tube / Dome


- Pitched flashing (TMF); provides optimum angle for gathering light from all directions.
- Available with low profile flashing (TGF).
- The flexible tunnel can be installed quickly around attic obstructions.
- Super energy efficient models available.


14-in - Model TMF, TGF

22-in - Model TGF

SUN TUNNEL™ accessories

New decorative diffuser for SUN TUNNEL™ skylights
For the 10-in and 14-in



- 
White
ZTB 3020US
- 
Brushed Nickel
ZTB 3021US
- 
Polished Brass
ZTB 3022US
- 
Old rubbed
ZTB 3023US



Light kit for SUN TUNNEL™ skylights (Model ZTL)



Manual blackout shade for the 10-in and 14-in SUN TUNNEL™ skylights (Model ZTK)



Deck mounted skylight size chart (Rough openings)



Inch mm	14-1/2 368	21 533	22-1/2 572	30-1/16 763	44-1/4 1123
22-15/16 582			FS; FSR D26		
26-7/8 682		FS; VS; VSE; VSS C01			FS; VS; VSE; VSS S01
30 762				FS; FSR; VS; VSS M02	
37-7/8 962		FS; VS; VSE; VSS C04		FS; VS; VSE; VSS M04	
45-3/4 1162	FS A06	FS; VS; VSE; VSS C06	FS; FSR D06	FS; VS; VSE; VSS M06	FS; VS; VSE; VSS S06
54-7/16 1382		FS; VS; VSE C08		FS; VS; VSE; VSS M08	
70-1/4 1784		FS C12			

Curb mounted skylight size chart (Outside curb)



Inch mm	17-1/2 445	25-1/2 648	33-1/2 851	37-1/2 952	49-1/2 1257
25-1/2 648		FCM; VCM; VCE; VCS 2222			VCS 4622
33-1/2 851	FCM 1430	FCM 2230	FCM; VCM; VCE; VCS 3030		
37-1/2 952		FCM; VCM; VCE; VCS 2234		FCM; VCM; VCE; VCS 3434	
49-1/2 1257	FCM 1446	FCM; VCM; VCE; VCS 2246	FCM; VCM; VCE; VCS 3046	FCM 3446	FCM; VCM; VCE; VCS 4646
73-1/2 1867		FCM 2270			

Custom FCM sizes available. Call for more information.




Self-flashed skylight sizes chart (Rough openings)



Inch mm	22-1/2 572	30-1/2 775	46-1/2 1181
22-1/2 572	QPF 2222		
30-1/2 775	QPF 2230	QPF 3030	
46-1/2 1181	QPF 2246	QPF 3046	QPF 4646

SUN TUNNEL™ skylight sizes chart (Rough openings)



			
Rough opening (ceiling) in.	10 1/2	14 1/2	22 1/2 x 26
Rough opening (roof deck) in.	14 1/2 x 14 1/2	14 1/2 x 18	22 1/2 x 26

VELUX America LLC
450 Old Brickyard Road
PO Box 5001
Greenwood, SC 29648-5001
Tel 1-800-888-3589
Fax 1-864-943-2631
veluxusa.com



facebook.com/veluxamerica

twitter.com/veluxamerica

youtube.com/veluxusa

Bringing light to life™

VELUX®